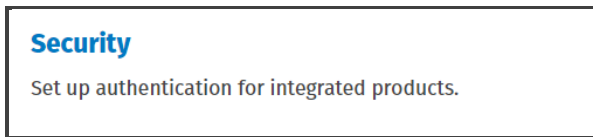


CCH iFirm Integration

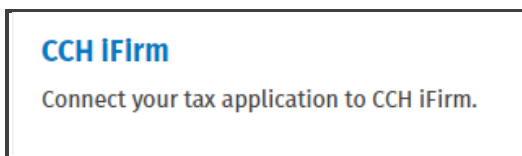
The Security settings module allows you to sync your CCH iFirm account with TaxWise Online. Once these accounts are synced, you can print a client completed return directly from TaxWise Online to the CCH iFirm Client Portal, a secure, online document sharing system.

To integrate TaxWise Online with CCH iFirm:

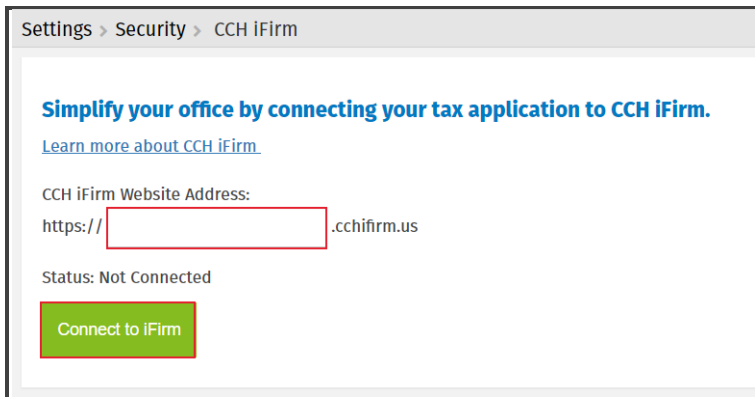
1. From the Settings page, click **Security**.



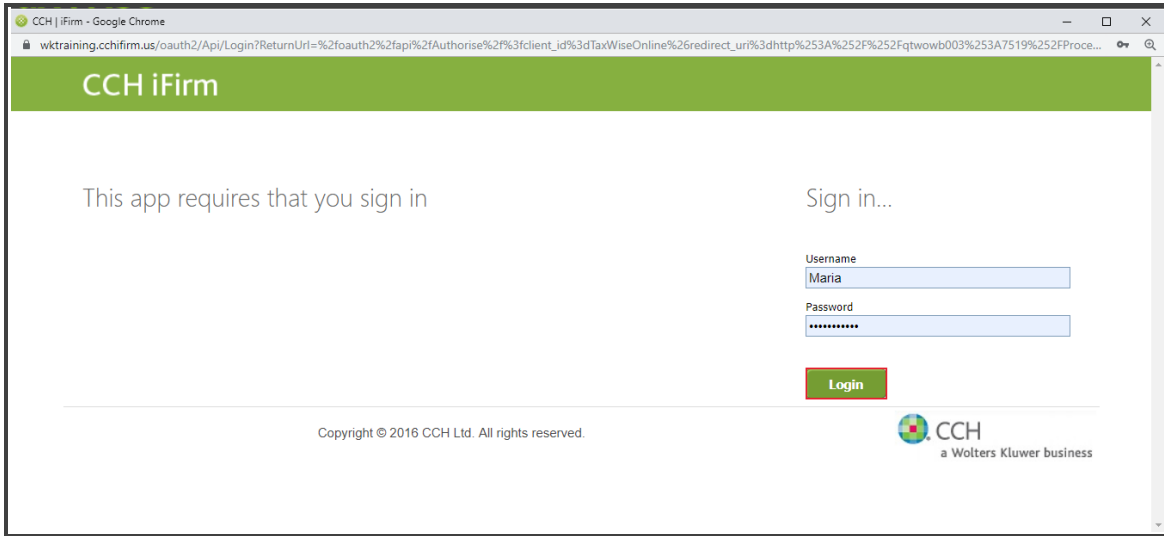
2. Click **CCH iFirm**.



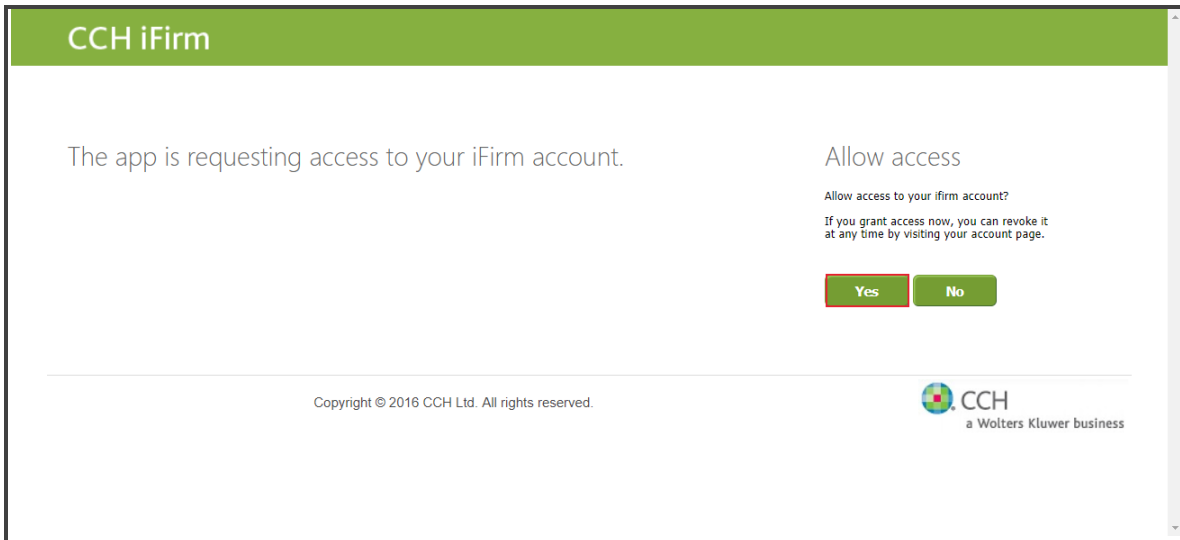
3. Type your CCH iFirm URL in the field provided and click **Connect to iFirm**.



4. Enter your login credentials and click **Login**.



- i Use the general user log in credentials, not the Admin user credentials.
- 5. Click **Yes** to allow the program to connect.



- 6. TaxWise Online displays the status as Connected.

Simplify your office by connecting your tax application to CCH iFirm.

[Learn more about CCH iFirm.](#)

CCH iFirm Website Address:

https:// .cchifirm.us

Status: Connected

Disconnect from iFirm

 Not all TaxWise Online users have CCH iFirm Client Portal.