

Transmitting Returns

When you create an electronic file, you have the option to transmit the return from within the return or from the e-Filing tab.

When you run diagnostics, the system checks for errors. This includes

As you run diagnostics, TaxWise Online runs an additional check on the return to verify the correct **schema**, or e-file format. If there is an error with the schema, TaxWise Online displays a validation error(s) along with a message stating that we *Failed to create the e-file due to MEF Validation errors*.

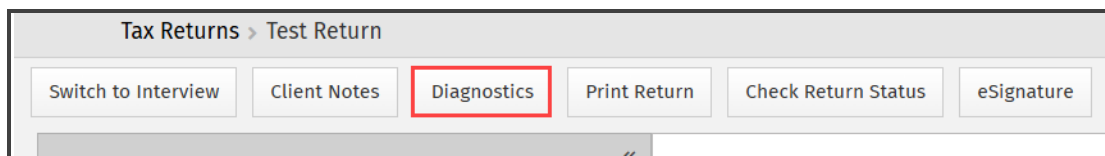
In Return Submission

Prior to Tax Year 2025, you had to create the e-file, and then exit the return, and go to e-Filing section, to submit the e-file.

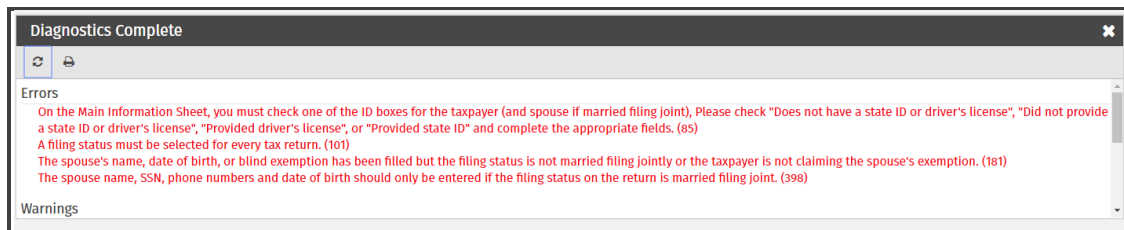
Starting with Tax Year 2025, you will be able to submit the e-file from within the return.

To create the e-file and transmit a return:

On the toolbar, click the **Diagnostics** button.



1. TaxWise Online displays any errors in a pane along the top of the return.

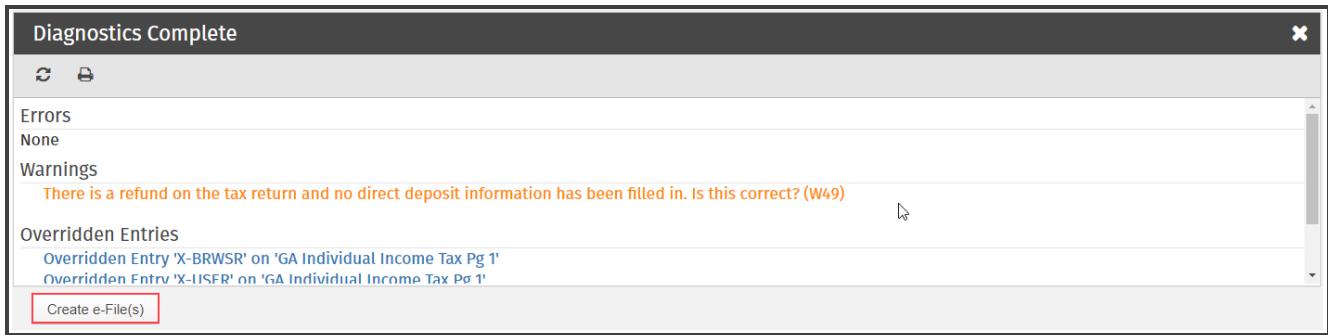


2. Review the information.

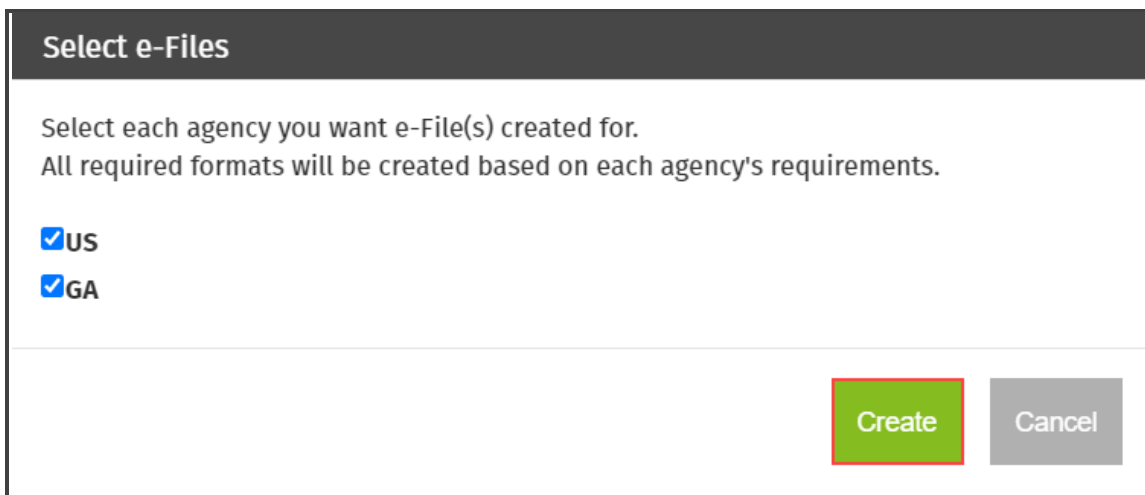
TaxWise Online divides Diagnostics into four sections:

- Diagnostic Errors
- Warnings
- Overridden Entries
- Estimated Entries

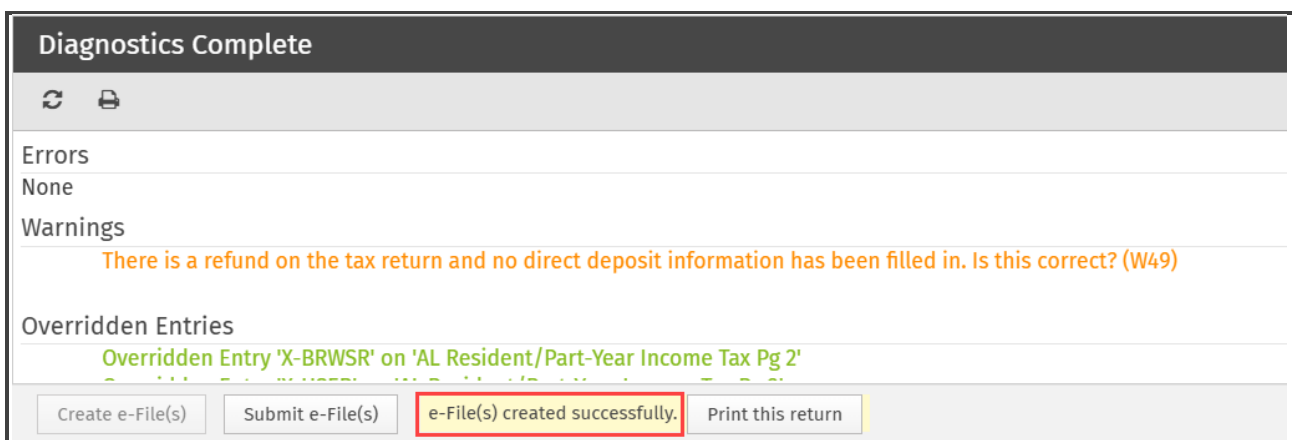
3. Once all errors have been cleared, click the **Create e-Files** button to create the e-file.



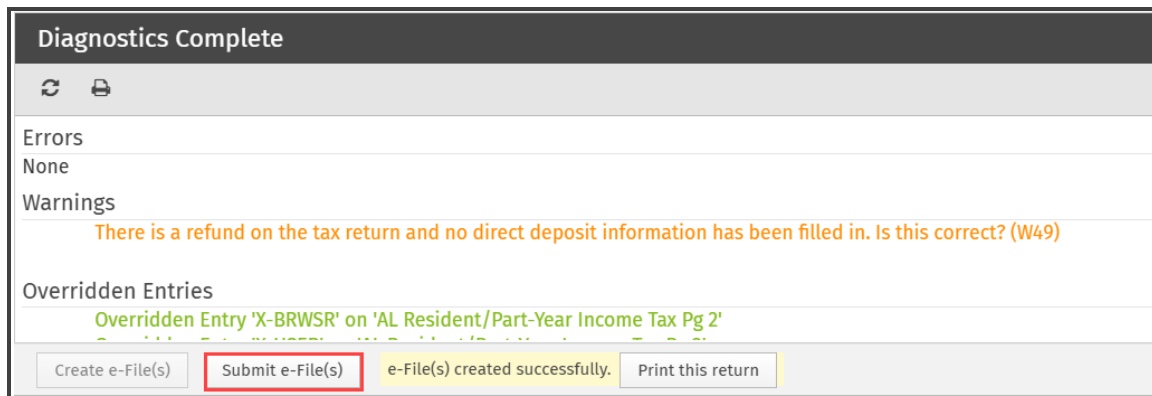
4. TaxWise Online displays the Select e-Files dialog box. Select each agency you want e-File(s) to create for. Click **Create**.



5. If TaxWise Online does not find any validation errors, the system displays a message that informs you that the e-file was created, stating that the **e-File(s) created successfully**.



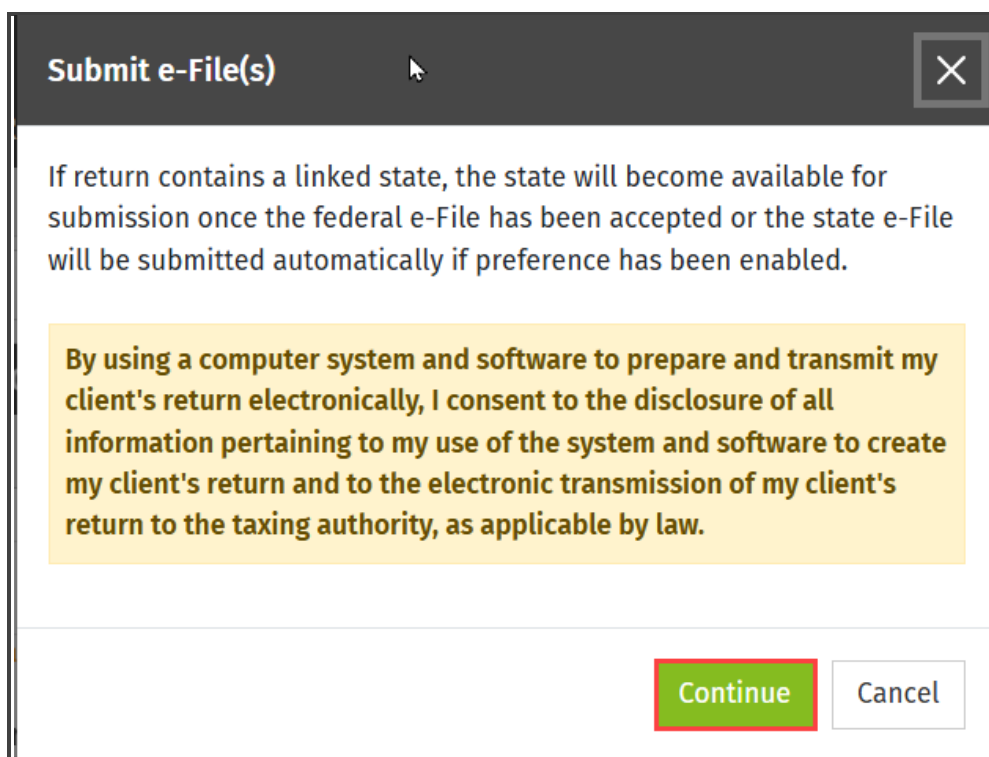
6. At this point you will see the new button. To transmit the return, click the **Submit e-File(s)** button.



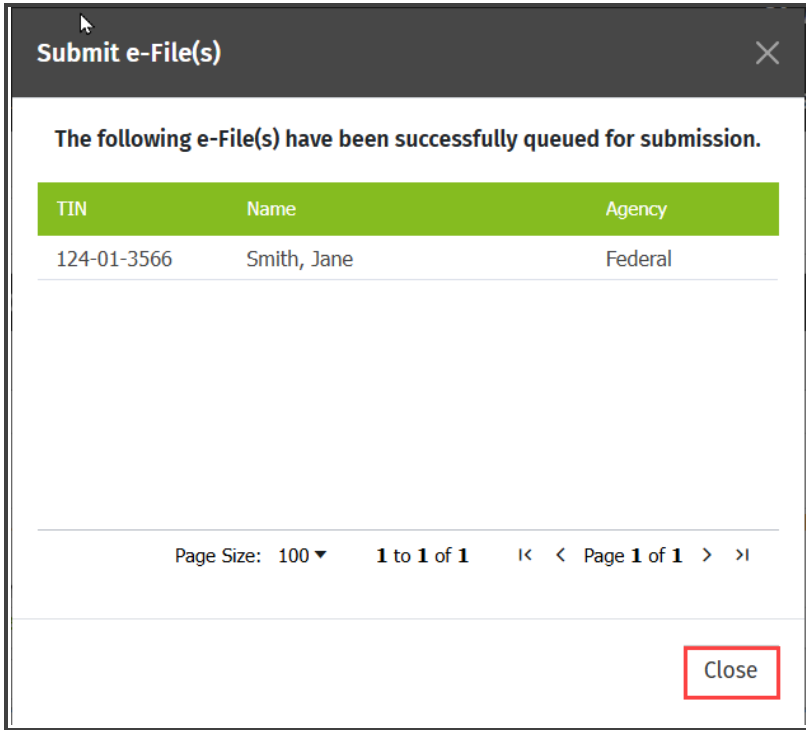
7. On the Submit e-File(s) dialog box, you see the following message:

If return contains a linked state, the state will become available for submission once the federal e-file has been accepted, or the state e-File will be submitted automatically if the preference has been enabled.

8. By proceeding you consent to the disclosure of all information pertaining to your use of the system and software to create your client's return and to electronically transmit it to the taxing authority, as applicable by law. To proceed, click **Continue**.

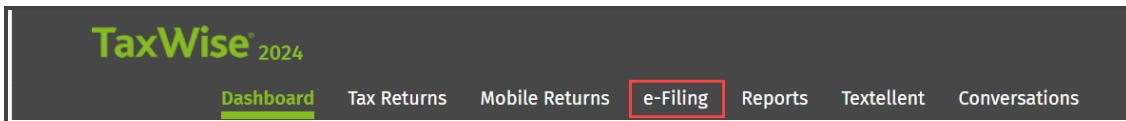


9. TaxWise displays a confirmation message dialog box, stating that the e-File(s) have been successfully queued for submission. Click **Close** to exit

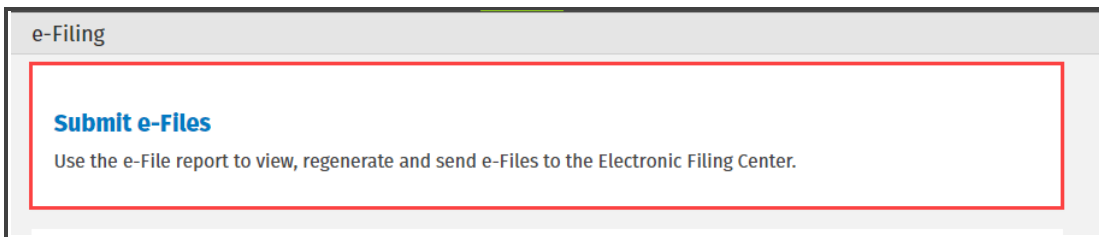


Assuming you did not e-file your returns from within the return, to transmit e-files:

10. Click the **e-Filing** tab.



11. On the e-Filing page you have four sections, click **Submit e-Files**.



12. TaxWise Online displays a list of the e-files that are awaiting transmittal. Select the checkbox(es) next to the TIN of the tax return you want to e-file and click **Continue**.

e-Filing > e-File Report [Return Summary Search](#)

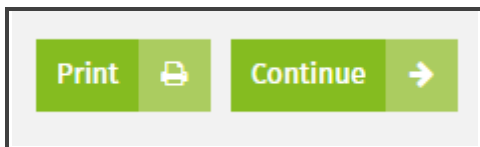
Send e-Files to the Electronic Filing Center

e-Files created and not sent within 10 days have expired and need to be regenerated.

<input checked="" type="checkbox"/>	TIN	Name	Return Stage	Last Edited	Agency	eFile Type	MeF	Linked	Fed/State	IRS	SubmissionID
<input checked="" type="checkbox"/>	[REDACTED]	Green, Allen	TWD2TWO	2/26/2024	US	Return	✓				99222320240573000025
<input type="checkbox"/>	[REDACTED]	McDaniel, Jessica	TWD2TWO	1/3/2024	US	Return	✓				Expired, Regenerate
<input checked="" type="checkbox"/>	[REDACTED]	Rangel, Maria		2/26/2024	US	Return	✓				99222320240573000022
<input type="checkbox"/>	[REDACTED]	Rangel, Maria		2/26/2024	GA	Return	✓	✓	✗		99222320240573000023
<input type="checkbox"/>	[REDACTED]	Franklin, Eric		2/26/2024	KS	Amendment	✓	✓	✗		99222320240573000033
<input checked="" type="checkbox"/>	[REDACTED]	rangel, Bonibelle		2/26/2024	US	Extension	✓				99222320240573000013
<input checked="" type="checkbox"/>	[REDACTED]	Franklin, Eric		2/26/2024	US	Amendment	✓				99222320240573000032

[Copy Highlight Box](#)

13. Confirm the correct e-file is selected and click **Print** to print a submission report or **Continue** to submit the e-file. For this lesson, click **Continue**.



14. TaxWise Online confirms the e-file was sent successfully.

e-Filing > e-File Report

Send e-Files to the Electronic Filing Center

e-Files created and not sent within 10 days have expired and need to be regenerated.

The following returns have been successfully queued for submission.

TIN	Name
[REDACTED]	Franklin, Eric
[REDACTED]	Green, Allen
[REDACTED]	Rangel, Maria
[REDACTED]	rangel, Bonibelle