


TaxWise Registration and Setup

Downloading Prior Year Software

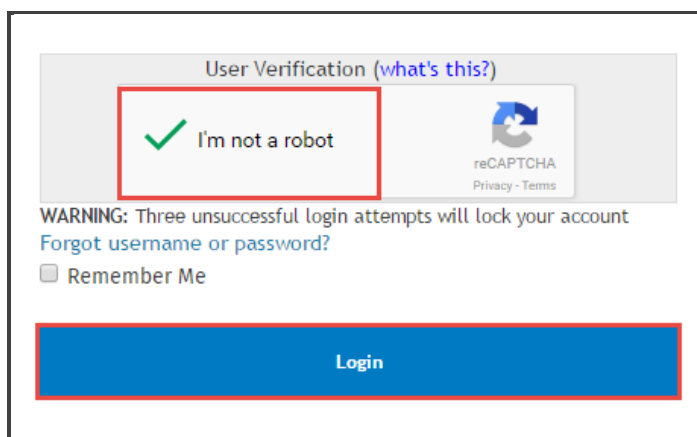
If you need to download a prior year of TaxWise to convert your data from a prior software, or to prepare a return for a prior year, you can access and install prior years of TaxWise from the Solution Center.

To download prior year software:

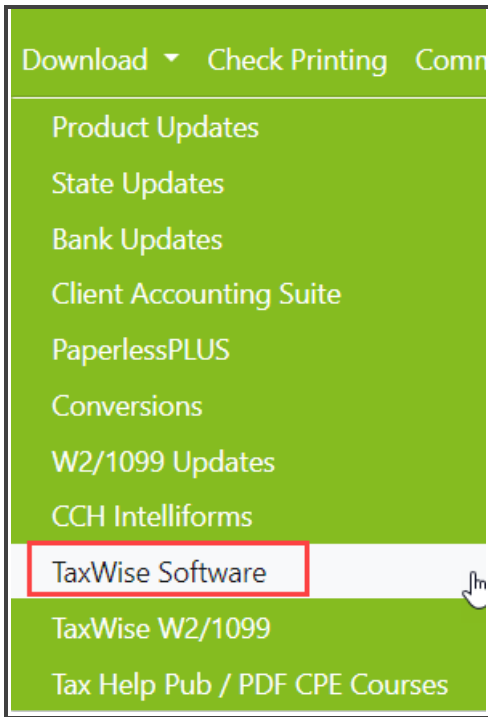
1. Navigate to support.taxwise.com.
2. If you are not already logged in, from the landing page, click **Login** located at the top right.



3. Login using your **Client ID**, the username *Admin*, and the password you created previously.
4. Complete the reCAPTCHA check box for user verification if prompted and click **Login**.



5. The TaxWise Solution Center displays the home page. On the **Download** menu, click **TaxWise Software**.



6. On this page, you can see both the current year download, as well as prior years below. Click the install link for the year you want to download.

TaxWise Software Download

Current Year Software
[TaxWise 2019 Program Installation](#)
Registration Code: 5L5R-KKKI-KKKX-NKKN-MV9F

Prior Year Software:
Note: The registration codes displayed below are generic codes used by all customers.
After installing the prior year program, start TaxWise and enter the generic EFIN, 070743, on the Company Information setup screen.
When prompted for the registration code, enter the code for the tax year you have installed.
You will not be able to e-file returns with these prior year programs.

[TaxWise 2018 Program Installation](#)
Registration Code: 4JIQ-ACHA-SCYE-UACC-WV9V / EFIN: 070743

[TaxWise 2017 Program Installation](#)
Registration Code: MMMM-MMHZ-B0NJ-QEMK-YXPM / EFIN: 070743

- i** Make note of the EFIN and Registration Code for each year. You will need these to register and use the software.